









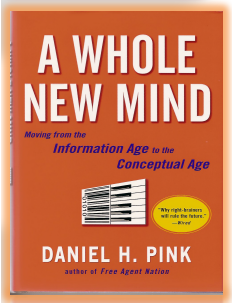

Rhetoric for the Future: Mastering Critical Thinking Group Project

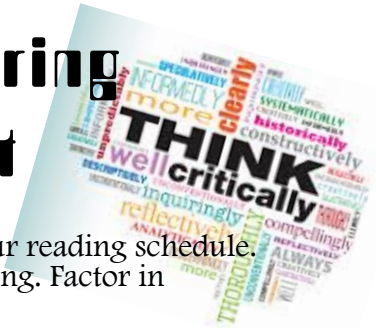

Initial Meeting

First introduce yourselves. Then determine your roles. Last determine your reading schedule. Divide the reading so you finish the book before your fourth group meeting. Factor in introductory, biographic, and supplementary pages.

Roles Needed

Group Discussion Leader — Starts group's discussions. Monitors both analysis and synthesis conversations keeping them topic-focused. Motivates group.

Analysis Presenter — Prepares and shares group's analysis discussion with class.

Synthesis Presenter — Prepares and shares group's synthesis discussion with class.

Note Taker — Takes notes as other groups present their analyses and syntheses.

Time Manager and Clarifier Ensure that group finishes its analysis and synthesis discussions by times Mrs. Lawson specifies. Monitors presentation times, letting presenters know as time is running out. If presenters lose their train of thought or forget important details, this member clarifies or add points during analysis and synthesis presentations

If your group has more than five members, divide Time Manager and Clarifier role OR Note Taker role. If your group has less than five members, combine any roles except presenter roles.

Time Distributions (Three Meetings total)

During each group meeting, you will achieve two goals. To ensure each group can successfully meet its goals, you must adhere to the maximum time guidelines. North Cobb will inevitably adjust the bell schedule during a group meeting; if so, we will further tighten the time allocation. See the rubric to ensure you achieve your goals. The group meeting days' schedule requires critical thinking:

15 minutes: Interpretation and Analysis — Discuss what your group has read since the last meeting and answer each other's questions. The discussion leader must start the discussion. While keeping the group focused on the goals, the leader must keep the conversation moving. Determine what your group wants to share about this meeting's discussion—your interpretation/analysis decision. This sharing must include summary, key ideas and their importance, the issue/problem, solutions (author's or yours), and your viewpoints on the summary (the interpretation).

24 minutes: Interpretation and Analysis Sharing — Each group's Analysis Presenter has four minutes to share its interpretation/analysis with the other groups. We will follow the order represented by the book images to the right: starting with *Hot, Flat, and Crowded* and ending with *A Whole New Mind.* Time managers must monitor their presenter's time and jump in to clarify if necessary so you don't lose points for incompletion. Note Taker must take notes from each presentation.

10 minutes: Synthesis— Discuss what you have learned about ***each*** book and determines how the books meld to create a new whole. What "new whole" do you see for the future? You must connect to each book and draw conclusions about relationships and implications for the future.

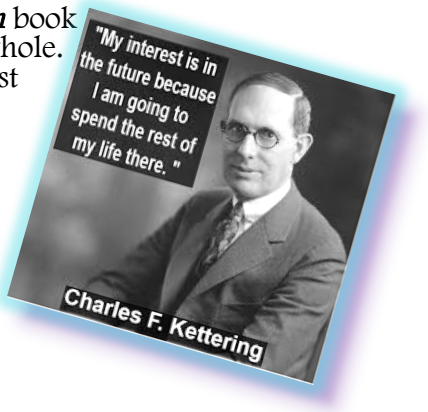

24 minutes: Synthesis Sharing — Each group's Synthesis Presenter shares your discussion including the new whole your group discussed. Each group has four minutes; Time Manager follow same guidelines as above. Note Taker must note how each group describes the new whole.